



# CRISIL Research

Database Guide

Learning Centre  
Indian Institute of Management Indore



# Introduction

**CRISIL**

An S&P Global Company

- Crisil research provides data on 71 industries like automobiles, chemicals, textiles, metals, food and beverages, etc.
- It also covers special reports on various cities, super 16 reports and SME reports.
- It provides access to Ecoview, a monthly document published to provide a comprehensive analysis of the Indian macro-economy.
- It examines trends in key variables and provides rigorous forecasts based on the examination. It also focuses on linking macro trends and issues to micro variables like company sales, profits, and borrowing costs.

# Registration

**CRISIL**  
An S&P Global Company

Search across industries, companies and more

Research [Login](#)

₹  
Economy


🏭  
Industry

🏢  
Company

📈  
Markets

💰  
IRS

☰



Welcome to CRISIL Research

E-mail

Password

Did you forget your password?

Login

Or

Register

Creating an account with CRISIL Research Terms of Service and Privacy Policy

**Demand pressure exacerbate for automotive component players in fiscal 2021**

Auto component revenue to fall further in fiscal 2021. Operating margins to contract further on year. Some relief for auto-component players with an expected pickup in automobile demand in fiscal 2022....

Read more >

**Tractors**

Tractor sales expected to be resilient in fiscal 2021

**Auto**

Dem automotive component players in fiscal 2021

**Telecom Services**

Tariff hikes a step in the right direction for the industry, but AGR rel

3

# Registration

- After clicking on the register tab → enter all essentials fields (your First & Last name, Department + Title/Designation, Official Email Id, City & Contact No)
- Copy/Paste the license key “CRRW/YCF/SDRT43668EB4CE” in the License key Box, without leaving any blank spaces.
- Post successful registration, your password will be emailed on it. Please register using your official email id only.
- On successful registration, a new password will be emailed on the email id, which you have used during the registration process.
- Your email id will be your username.
- To change the password, login to our website & click on "Change Password" link on the top side of the website

# Home Page

**CRISIL**

An S&P Global Company

Search across industries, companies and more

**Research**

Gauri Bhagwat ▾



Economy



Industry



Company



Markets



IRS



## Tractor sales expected to be resilient in fiscal 2021

CRISIL Research expects domestic tractor demand to be resilient in fiscal 2021 and pick up in fiscal 2022 after a fall in fiscal 2020. However, exports are expected to fall for second consecutive year in fiscal 2021 after contracting in fiscal 2020 d...

[Read more >](#)



### Tractors

Tractor sales expected to be resilient in fiscal 2021

### Automotive Components

Demand pressure exacerbate for automotive component players in fiscal 2021

### Ports

Port traffic growth to be in troubled waters in fiscal 2021

### Telecom Services

Tariff hikes a step in the right direction for the industry, but AGR rel...



# Economy



सिद्धिमूलं प्रबन्धनम्  
भा. प्र. सं. इन्दौर  
IIM INDORE

CRISIL

An S&P Global Company

Search across industries, companies and more

Research

Gauri Bhagwat

Economy

Industry

Company

Markets

Ecoview Data and Statistics First cut Free Economy insights Thought corner Free

## On a slippery slope, farm feeds hope

Jul 20, 2020

In the two months since the April lockdown brought large parts of the Indian economy to a grinding halt, recovery has, at best, been wobbly. High frequency data such as Google mobility indicators show that grocery and pharma have recovered fastest, ...

[Read more >](#)

## Ask the economist

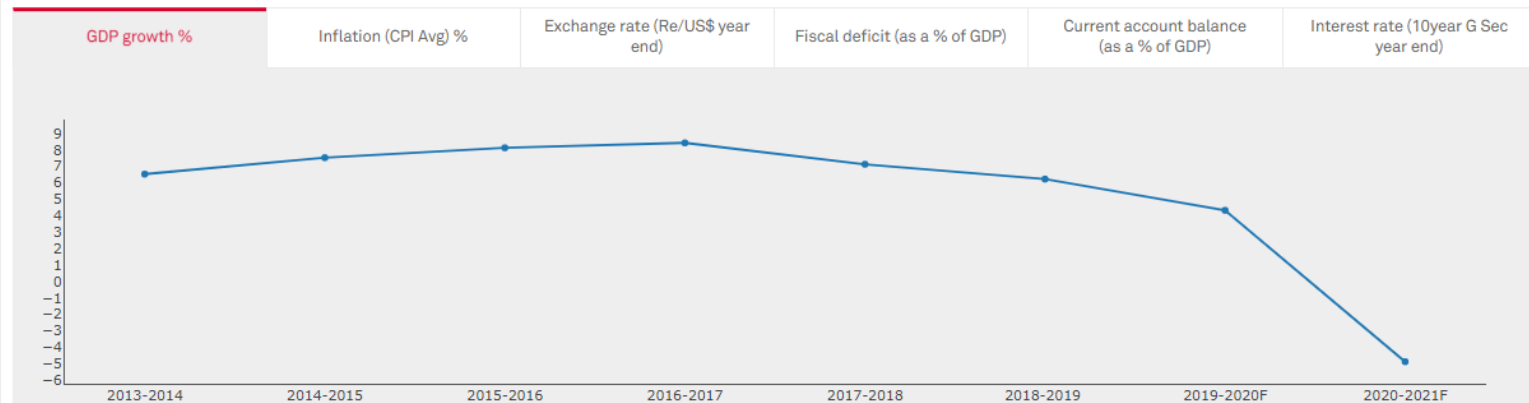


Dipti Deshpande  
Senior Economist



Pankhuri Tandon  
Economist

## Macroeconomic outlook





# Economy - Ecoview

₹  
Economy

Economy / Ecoview

Industry
   
 Company
   
 Markets

## On a slippery slope, farm feeds hope

Jul 20, 2020

*In the two months since the April lockdown brought large parts of the Indian economy to a grinding halt, recovery has, at best, been wobbly. High frequency data such as Google mobility indicators show that grocery and pharma have recovered fastest, while retail and recreation haven't even looked up. No matter any uptick, every sector is still below their corresponding pre-pandemic levels. Amid this gloom and doom, one sector which is likely to emerge as a beacon of hope is agriculture.*


## On a slippery slope, farm feeds hope

In the two months since the April lockdown brought large parts of the Indian economy to a grinding halt, recovery has, at best, been wobbly. High frequency data such as Google mobility indicators show that grocery and pharma have recovered fastest, while retail and recreation haven't even looked up. No matter any uptick, every sector is still below their corresponding pre-pandemic levels (of

- 1 Overview  
On a slippery slope, farm feeds hope
- 2 Industrial production  
Industrial activity clambers up, but downside risks abound
- 3 External sector  
The export rebound
- 4 Inflation  
Inflation corrects

- Ecoview provides facts, figures and trend analysis, short and medium term outlook on key macro-economic variables, and an in-depth analysis of events, policies and key economic issues. also tracks key global developments that can impact the Indian economy.

# Economy – Data and Statistics




**Economy**

Ecoview

**Data and Statistics**

First cut Free

Economy / Data and Statistics

 **Latest published**

Balance of Payments (US\$ mn): Annual  
Jul 29, 2020

Balance of Payments (US\$ mn): Quarterly  
Jul 29, 2020

Industrial Production (Base Year 2011-12) (Y-o-Y %)  
Jul 29, 2020

Exchange Rate: Monthly  
Jul 28, 2020

Merchandise Trade (USD billion): Monthly  
Jul 28, 2020

**PERIODICITY** Reset

☐ Monthly

☐ Quaterly

☐ Annual

**PARAMETER**

☐ Gross domestic product

☐ Balance of payments

☐ Index of industrial production

☐ Inflation

☐ External Sector

☐ Currency

## Balance of Payments (US\$ mn): Annual

Jul 29, 2020

 Convert to Excel

Balance of Payments (US\$ mn): Annual


	Current Account	Merchandise	Merchandise: Non-monetary Gold	Services	Primary Income	Secondary Income
FY10	-38,435	-1,18,382	-28,816	36,192	-8,036	51,791
FY11	-45,958	-1,30,434	-33,955	48,659	-17,308	53,125
FY12	-78,180	-1,89,690	-57,872	64,029	-15,987	63,469
FY13	-87,843	-1,95,656	-53,819	64,915	-21,455	64,353
FY14	-32,358	-1,47,609	-28,808	72,965	-23,028	65,315
FY15	-26,731	-1,44,940	-34,437	76,588	-24,140	65,762
FY16	-22,088	-1,30,079	-31,820	69,676	-24,375	62,690
FY17	-14,350	-1,12,442	-27,508	68,345	-26,302	56,050
FY18	-48,661	-1,60,036	-33,657	77,562	-28,681	62,494
FY19	-57,180	-1,80,283	-32,897	81,941	-28,861	70,022
FY20	-24,550	-1,57,506	-28,229	84,922	-27,281	75,314

Source: Reserve Bank of India



# Economy – First Cut

- It provides the first of the kind or the latest news which can or is affecting the Indian Economy.



CRISIL  
An S&P Global Company

Research  
Gauri Bhagwat ▼

₹  
Economy

Home Ecoview Data and Statistics **First cut** Free Economy insights Thought corner Free

Economy / First cut

Jun 17, 2020 **Trade deficit shrinks to a decadal-low**  
Merchandise trade deficit reduced significantly to \$3.2 billion in May-- lowest deficit since February 2009, driven by a sharper decline in imports relative to exports...

Jun 15, 2020 **Angst in April**  
The National Statistical Office (NSO) released quick estimates for the Index of Industrial Production (IIP) for April 2020 with the caveat that they must not be compared with the previous months', as they are thinly estimated based on low response ra...

Jun 01, 2020 **Sinking deeper**  
Lockdowns and restrictions have hit harder than expected...

May 20, 2020 **Trade losses extend with lockdown**  
Trade data for April reveals the worsening impact of the lockdown. In the month, merchandise exports dropped 60.3% on-year after declining 34.6% in March. Imports fell 58.6% following a 28.7% decline in March....

May 13, 2020 **A sixth of IIP lost in just a week of lockdown**  
The nationwide lockdown beginning March 25 saw industrial output, as measured by the Index of Industrial Production (IIP), shrink 16.7% on-year in March....

Apr 17, 2020 **Big plunge in exports as world locks down**  
Early signs of how badly Indian industry has been hit by global lockdowns can be seen in the merchandise export data for March. Exports declined by a record 34.6% in March, in contrast to the 2.9% growth seen in the previous month. Imports also decl...

Industry


Company

Markets

☰

# Economy – Economic Insight

- It provides insight on Indian Economy.



CRISIL  
An S&P Global Company

Research  
Gauri Bhagwat ▼

₹  
Economy


Industry

Company


Markets

Home Ecoview Data and Statistics First cut Free **Economy insights** Thought corner Free


Economy / Economy Insights




Jun 17, 2020



May 21, 2020



Apr 21, 2020



Mar 18, 2020

**The shape of yields to come**  
Feb 18, 2020  
A slippage in the central government's budgeted fiscal deficit by 0.5% for fiscal 2020 raise two immediate concerns: stressed finances constrain the government's ability to spur growth through spending and the upside to interest rates in the market. ...


**Defiant deficit**  
Jan 17, 2020  
In this month's theme, we zoom into the fiscal landscape of states. Why is fiscal stress rising in states, along with the Centre's? What is the source of deviation – is it expenditure growth or revenue shortfall? How is it different now from when Fis...

**The slowdown domino**  
Dec 16, 2019  
In this month's theme, we explore the impact of India's slowdown on the government's fiscal position, both at the central and state level. We further analyse how this reads into the government's expenditure pattern at both levels, and what that might...



# Economy – Thought Corner

- CRISIL analysts views or thoughts are shared on the platform as what could be the problem's and what could be their probable solutions



An S&P Global Company

Research

Gauri Bhagwat ▼

₹ Economy

Industry

Company

Markets

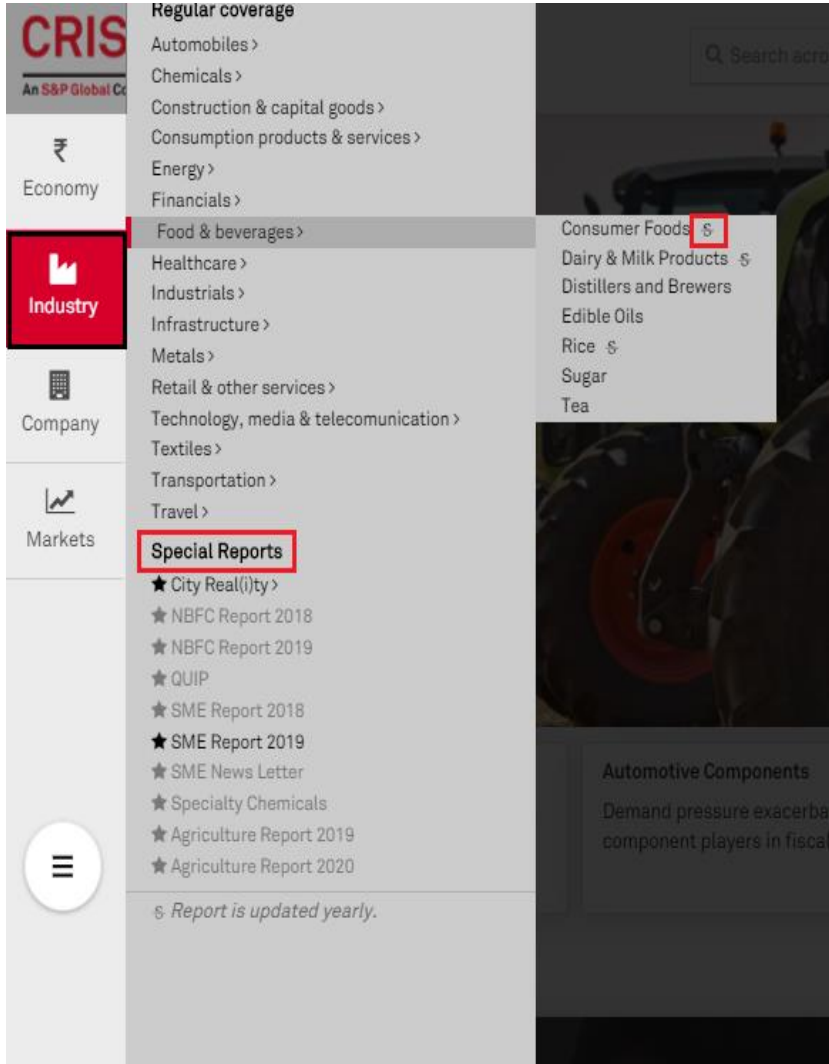
IRS

Home Ecoview Data and Statistics First cut Free Economy insights **Thought corner Free**

Economy / Thought corner

Jun 04, 2020	<b>Agriculture Quickonomics: The one bright spot in the economy</b> Agriculture and allied activities could be the Indian economy's only bright spot in a year when the Covid-19 pandemic has slammed the brakes on industry and services. Overall, CRISIL expects a real agricultural growth of 2.5% in fiscal 2021, with ris...
May 26, 2020	<b>Minus five</b> India's fourth recession since Independence, first since liberalisation, and perhaps the worst to date is here...
May 19, 2020	<b>One pandemic Four lockdowns States of disarray</b> India has entered the fourth phase of lock-down necessitated by Covid-19 pandemic...
Mar 16, 2020	<b>Quickonomics: The yields poser</b> At times, empirical evidence can swerve from economic theory. That seems to be happening with south-ward bound government security (G-sec) yields in India...
Jan 13, 2020	<b>Quickonomics: Noise and signal</b> Retail inflation has pierced past the upper bound of the Reserve Bank of India (RBI)'s 2-6% target. Along with slowing growth, more-than-desirable inflation raises the sceptre of stagflation. A closer look shows the current spike in inflation comes f...
Jan 09, 2020	<b>Quickonomics: The long and short of term premium</b> Term premium – or the difference in the yields on 10-year government security (G-sec) and short-term treasury bills (T-bill) – has hovered above 100 basis points (bps) for two years now...

# Industry



**CRIS**  
An S&P Global Co

₹  
Economy

**Industry**

Company

Markets

**Regular coverage**

- Automobiles >
- Chemicals >
- Construction & capital goods >
- Consumption products & services >
- Energy >
- Financials >
- Food & beverages >
- Healthcare >
- Industrials >
- Infrastructure >
- Metals >
- Retail & other services >
- Technology, media & telecommunication >
- Textiles >
- Transportation >
- Travel >

**Special Reports**

- ★ City Real(ity) >
- ★ NBFC Report 2018
- ★ NBFC Report 2019
- ★ QUIP
- ★ SME Report 2018
- ★ SME Report 2019
- ★ SME News Letter
- ★ Specialty Chemicals
- ★ Agriculture Report 2019
- ★ Agriculture Report 2020

Report is updated yearly.

Search

Consumer Foods \$

Dairy & Milk Products \$

Distillers and Brewers

Edible Oils

Rice \$

Sugar

Tea

Automotive Components

Demand pressure exacerbates component players in fiscal

- **Regular Coverage:** In this all the industries and they have sub industries are covered. The sub industries with a \$ sign are updated only on yearly basis whereas the rest of all industry data is updated in nearly real time.
- **Special Reports:** It gives you reports on City Reality, NBFC, SME, Railway and Agriculture as well.

# Industry

**CRISIL**  
An S&P Global Company

Search across industries, companies and more

Research

Gauri Bhagwat ▾

₹  
Economy

Industry

Company

Markets

Home Outlook ▾ Event analysis ▾ Industry Overview Profiles & peers ▾ Data and statistics ▾

Industry / Automotive Casting

## Auto-casting industry's revenue continues to decline in fiscal 2021

May 21, 2020

Auto-casting manufacturers are expected to be severely hit by weak automobile demand in fiscal 2021 on account of COVID-19 outbreak. Lower automobile production due to nationwide lockdown will hamper revenues. Moreover, lower capacity utilization to ...

[Read more >](#)

Analyst presentation

## Dashboard

Parameter Name	Units	2018-19 A	2019-20 F	2020-21 F	Trend Lines
Automotive castings market size (value)	rupees billion	330.0	266.0	206.0	
Automotive castings market size (volume)	thousand tonnes	1482.0	1207.0	960.0	
Operating margin of automotive casting manufacturers	per cent	12.7	11.4	9.4	

A - Actual, F - Forecast

[Continue To Dashboard >](#)

## Latest analysis

### Result Review: Q4 fiscal 2020

Jul 08, 2020

Read about how the industry performed over the last quarter.

### EBITDA margins are expected to further decline in fiscal 2021 after declining in fiscal 2020

May 23, 2020

Operating margin declined due to lower utilization levels in fiscal 2020. Margin is expected to further shrink as automobile demand plummets in fiscal 2021 due to COVID-19 outbreak. Gearing, RoCE and interest coverage to worsen in fiscal 2021.

## Sector experts



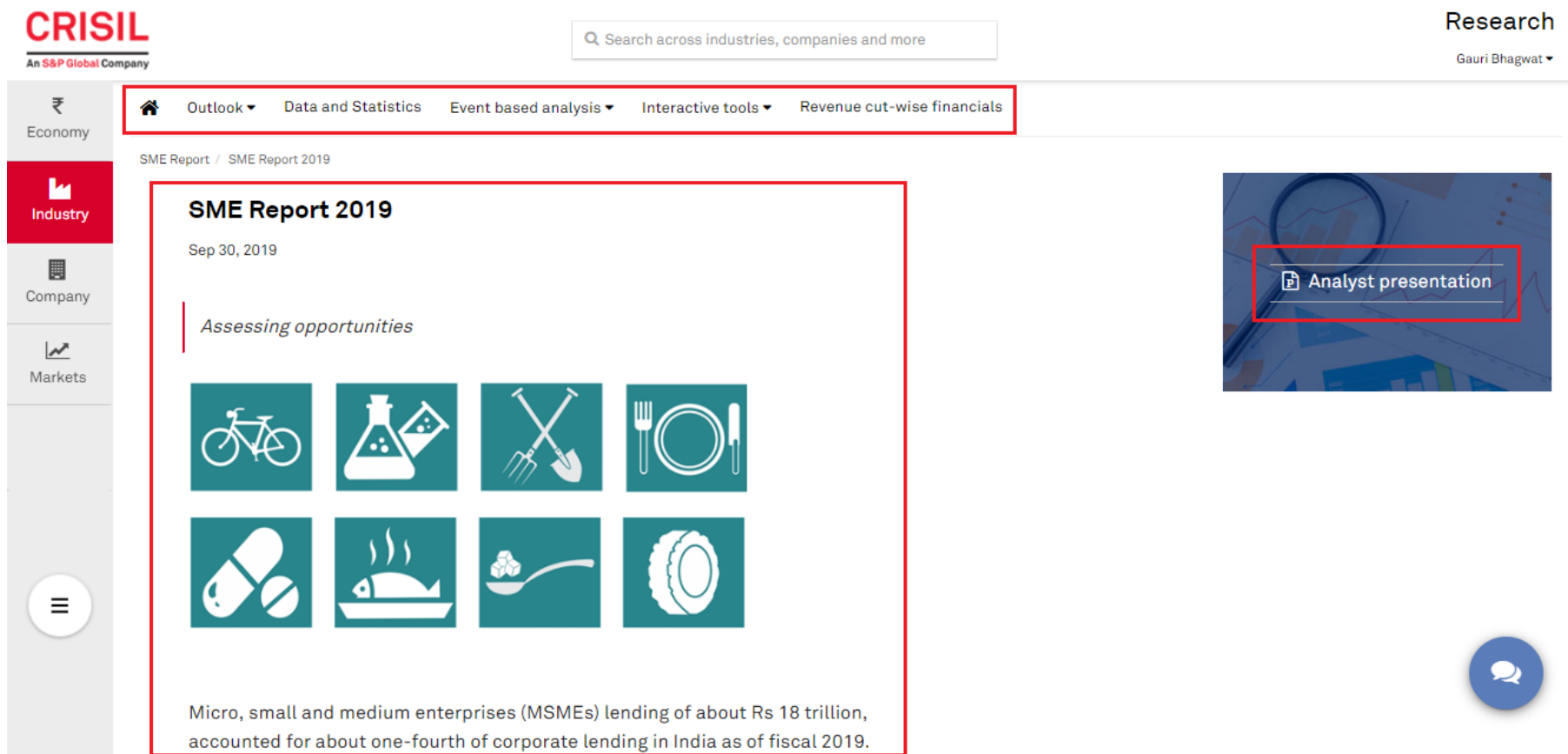
Gaurav  
Chattopadhyay  
Manager



Kanika Tewatia  
Analyst

# Special Report: SME Report

- It provides outlook and information on business and financial prospects across various sectors and clusters



The screenshot displays the CRISIL website interface for the SME Report 2019. The top navigation bar includes a search bar and a 'Research' link. The left sidebar features a vertical menu with icons for Economy, Industry, Company, and Markets. The main content area is titled 'SME Report 2019' and 'Sep 30, 2019'. It includes a section 'Assessing opportunities' with a grid of eight icons representing various sectors: a bicycle, a laboratory flask, crossed tools, a plate and fork, pills, a cooking pot, a spoon with food, and a tire. A text box at the bottom states: 'Micro, small and medium enterprises (MSMEs) lending of about Rs 18 trillion, accounted for about one-fourth of corporate lending in India as of fiscal 2019.' A red box highlights the 'Analyst presentation' link in the top right corner of the main content area.

**CRISIL**  
An S&P Global Company

Search across industries, companies and more

Research  
Gauri Bhagwat ▼

₹ Economy  
Industry  
Company  
Markets

SME Report / SME Report 2019

**SME Report 2019**  
Sep 30, 2019

*Assessing opportunities*

Micro, small and medium enterprises (MSMEs) lending of about Rs 18 trillion, accounted for about one-fourth of corporate lending in India as of fiscal 2019.

Analyst presentation



# Company

- Company profile can be filtered using name, sector and region.

**CRISIL**  
An S&P Global Company

Search across industries, companies and more

Research

Gauri Bhagwat ▾

₹ Economy	Company / Company Profile			CRISIL views >
Industry	<b>Company Name</b>	<b>Sector Name</b>	<b>Region</b>	
Company	Tata			
Markets	Tata Motors Ltd	Commercial Vehicles	Pan India	
	Tata Motors Ltd	Cars and Utility Vehicles	Pan India	
	Tata Chemicals Ltd	Chlor Alkalies	West	
	Tata Power	Power	Pan India	
	Tata Consultancy Services Ltd	IT Services	Global	
	Tata Steel	Steel Products	Pan India	
	Tata Metaliks Ltd.	Steel Intermediates	Pan India	
	Tata Sponge Iron Ltd	Steel Intermediates	Pan India	
	Tata Global Beverages Ltd	Tea	Pan India	
	Tata Housing Devp. Com. Ltd	Housing	Pan India	
	Tata Motors Finance Ltd	Retail Finance - Auto	Pan India	
	Tata Communications	Telecom Data Services	Pan India	
	Tata Hitachi Construction	Earthmoving Equipment	Pan India	
	Tata Hitachi Construction Machinery Company Limited	Construction Equipment	Pan India	

# Market

- It provides information about fixed income, mutual fund, rankings, daily performance, insights, news with archives.

**CRISIL**  
An S&P Global Company

Search across industries, companies and more

Research

Gauri Bhagwat ▼

₹  
Economy

Industry

Company

Markets

Fixed income Mutual funds ▼ Archives

Capital markets

## SIP it, but pick your schemes sagely

July 2020

Systematic investment plans (SIPs) offered by mutual funds have captured the imagination of individual investors in India of late, as testified by the inflows through this route...

## Mutual fund - Overview

### Top Stock Exposures – June 2020

1. HDFC Bank Ltd.
2. Reliance Industries Ltd
3. ICICI Bank Ltd.
4. Infosys Ltd.
5. Bharti Airtel Ltd.
6. HDFC Ltd.
7. Kotak Mahindra Bank Ltd.
8. ITC Ltd.
9. Hindustan Unilever Ltd.
10. Larsen & Toubro Ltd.

### Top Sector Exposures – June 2020

1. Banks
2. Computers - Software
3. Refineries/Marketing
4. Pharmaceuticals
5. Telecom - Services
6. Cement
7. NBFC
8. Engineering, Designing, Construction
9. Housing Finance
10. Power

[Read more >](#)

## Don't fear debt mutual funds, but monitor their portfolio to detect risks

June 2020

[Read more >](#)

[Read more >](#)

## Daily Performance

Indian equity indices ended lower on Wednesday due to profit booking after the recent rally.

Gilt prices ended marginally higher on Wednesday on short covering ahead of the auction of the new 10 year bond this week.

Dow Jones closed higher on Wednesday on the back of some upbeat earnings reports and as the Federal Reserve reiterated promise to provide support to the economy.

Punjab National Bank raises Rs 994 cr through Basel III compliant bonds.

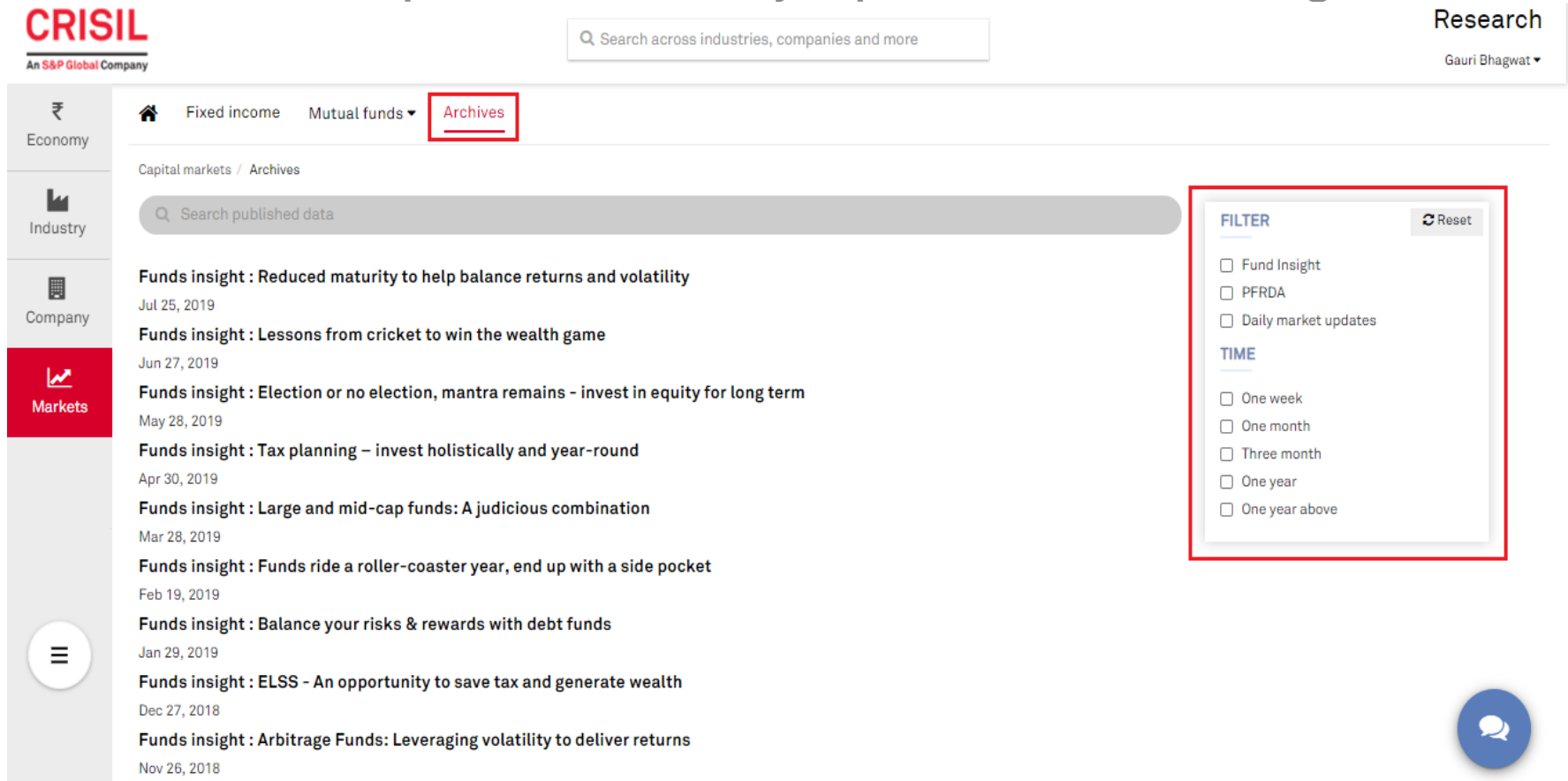
NTPC to raise Rs 1000 cr on July 31 via bonds for funding capital expenditure, refinancing existing loans, among others.

SEBI eases some provisions under its new margin trading norms.

IMF says the stimulus measures taken by India are substantial, but there is more scope for such measures even after considering limited fiscal space.

# Market – Archives

- Archives can be filtered using time period and the type of information required like daily updates, fund insight, etc.



The screenshot shows the CRISIL website's 'Market Archives' section. The left sidebar has icons for Economy, Industry, Company, and Markets (highlighted in red). The top navigation bar includes 'Fixed income', 'Mutual funds', and 'Archives' (highlighted with a red box). A search bar at the top right says 'Search across industries, companies and more'. Below the navigation, the page title is 'Capital markets / Archives'. A search bar for 'published data' is present. The main content area lists several 'Funds insight' articles with dates, such as 'Reduced maturity to help balance returns and volatility' (Jul 25, 2019) and 'Lessons from cricket to win the wealth game' (Jun 27, 2019). A 'FILTER' sidebar on the right (highlighted with a red box) allows filtering by type (Fund Insight, PFRDA, Daily market updates) and time period (One week, One month, Three month, One year, One year above). A 'Reset' button is also visible.

**CRISIL**  
An S&P Global Company

Search across industries, companies and more

Research  
Gauri Bhagwat ▼

₹ Economy  
Industry  
Company  
Markets

Fixed income Mutual funds ▼ **Archives**

Capital markets / Archives

Search published data

**Funds insight : Reduced maturity to help balance returns and volatility**  
Jul 25, 2019

**Funds insight : Lessons from cricket to win the wealth game**  
Jun 27, 2019

**Funds insight : Election or no election, mantra remains - invest in equity for long term**  
May 28, 2019

**Funds insight : Tax planning – invest holistically and year-round**  
Apr 30, 2019

**Funds insight : Large and mid-cap funds: A judicious combination**  
Mar 28, 2019

**Funds insight : Funds ride a roller-coaster year, end up with a side pocket**  
Feb 19, 2019

**Funds insight : Balance your risks & rewards with debt funds**  
Jan 29, 2019

**Funds insight : ELSS - An opportunity to save tax and generate wealth**  
Dec 27, 2018

**Funds insight : Arbitrage Funds: Leveraging volatility to deliver returns**  
Nov 26, 2018

**FILTER** Reset

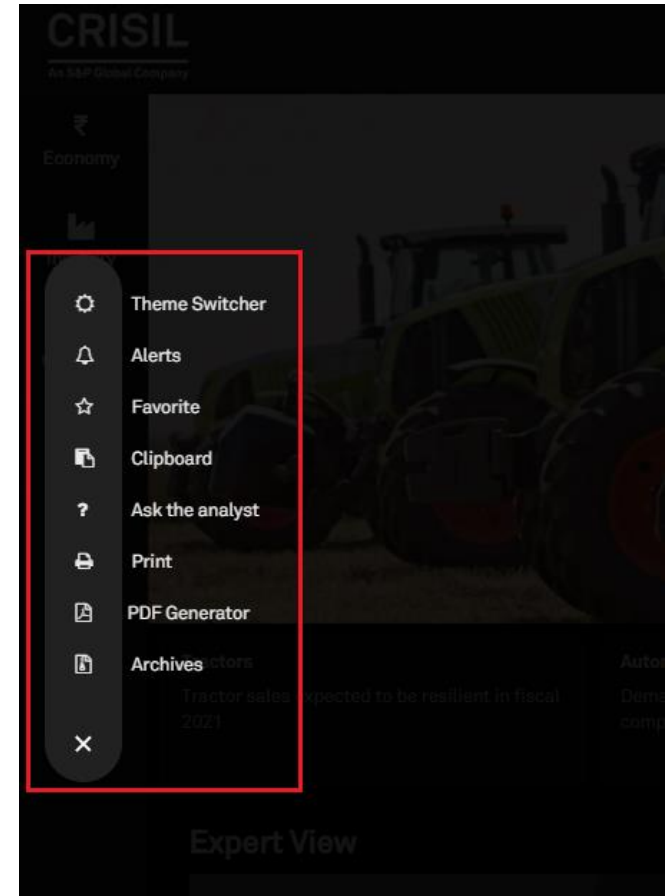
☐ Fund Insight  
☐ PFRDA  
☐ Daily market updates

**TIME**

☐ One week  
☐ One month  
☐ Three month  
☐ One year  
☐ One year above

# More Options

- The more options can be found by clicking three horizontal lines on the left vertical tab.
- It gives options such as
  - Theme switcher
  - Alerts
  - Favorite
  - Clipboard
  - Ask the analyst
  - Print
  - Pdf generator
  - Archives.





# Thank You

Please write back at  
[library@iimidr.ac.in](mailto:library@iimidr.ac.in)  
for further help/clarification.

